


**THIRD QUARTER REPORT  
(UN-AUDITED)**

**MARCH 31, 2024.**


 **METRO SPINNING LIMITED**

**METRO SPINNING LIMITED**  
**STATEMENT OF FINANCIAL POSITION**  
**AS ON 31ST MARCH'2024**  
**(UN-AUDITED)**

	Notes	Amount in Tk	
		3rd Qtr ended Mar 31'2024	Financial Year June30'2023
<b>ASSETS</b>			
<b>NON-CURRENT ASSETS</b>			
Property ,plant & Equipment	2.00	586,343,019	667,286,550
Right- of- Use Asset	2.01	6,203,813	7,841,201
Investment in Shares	3.00	152,623,905	280,944,882
<b>CURRENT ASSETS:</b>		<b>687,432,088</b>	<b>911,310,042</b>
Inventories	4.00	444,098,683	466,297,000
Trade Receivable	5.00	112,434,517	288,087,369
Advance, Deposit & Prepayments	6.00	115,791,332	148,866,472
Cash & Bank Equivalents	7.00	15,107,556	8,059,201
<b>TOTAL ASSETS</b>		<b>1,432,602,825</b>	<b>1,867,382,674</b>
<b>EQUITY AND LIABILITIES</b>			
<b>SHARE HOLDERS EQUITY</b>			
Share Capital	8.00	616,982,750	616,982,750
Reserve & Surplus	9.00	154,656,086	423,778,269
<b>NON-CURRENT LIABILITIES</b>		<b>401,856,285</b>	<b>184,552,994</b>
Long Term Loan	10.00	347,588,474	127,050,439
Lease liability	10.01	2,515,504	4,606,063
Deffered Tax Liability	11.00	51,752,307	52,896,492
<b>CURRENT LIABILITIES:</b>		<b>259,107,705</b>	<b>642,068,660</b>
Current Portion of Long Term Loan	12.00	108,483,884	39,251,603
Current Portion of Lease Liability	12.01	1,896,323	2,083,417
Short Term Loan from Bank & others	13.00	100,558,518	526,798,508
Dividend payable/Unpaid Dividend	14.00	19,894,538	19,911,575
Trade and Others Payables	15.00	28,274,442	54,023,557
<b>TOTAL LIABILITIES AND EQUITY</b>		<b>1,432,602,825</b>	<b>1,867,382,674</b>
<b>Net Assets Value (NAV) per share</b>	<b>19.00</b>	<b>12.51</b>	<b>16.87</b>

  
 Chief Financial Officer

  
 Company Secretary


  
 Director


  
 Managing Director


**METRO SPINNING LIMITED**  
**STATEMENT OF PROFIT OR LOSS AND OTHER COMPREHENSIVE INCOME (UN-AUDITED)**  
**FOR THE PERIOD ENDED 31ST MARCH'2024**


PARTICULARS	Notes	3rd Qtr ended	3rd Qtr ended	1-Jan '2024 to	1-Jan '2023 to
		Mar 31, '2024	Mar 31, '2023	Mar31'2024	Mar31'2023
		BDT	BDT	BDT	BDT
Turnover	16.00	18,496,309	499,496,715	(0)	51,813,534
Cost of Goods Sold	17.00	54,366,248	442,898,168	8,637,689	120,243,309
<b>Gross Profit</b>		<b>(35,869,939)</b>	<b>56,598,547</b>	<b>(8,637,689)</b>	<b>(68,429,775)</b>
<b>Operating Expenses</b>		<b>68,214,370</b>	<b>87,600,660</b>	<b>20,449,037</b>	<b>35,926,289</b>
Administrative Expenses		12,318,854	29,557,284	3,837,829	16,979,625
Selling Expenses		468,450	3,153,117	30,925	975,262
Financial Expenses		55,427,065	54,890,259	16,580,282	17,971,402
<b>Operating Profit/(Loss)</b>		<b>(104,084,308)</b>	<b>(31,002,113)</b>	<b>(29,086,725)</b>	<b>(104,356,064)</b>
Other income/(Loss)		(37,132,530)	(20,589,289)	(39,026,845)	(21,836,404)
<b>Net Profit before WPPF</b>		<b>(141,216,838)</b>	<b>(51,591,402)</b>	<b>(68,113,570)</b>	<b>(126,192,468)</b>
Less: WPPF				-	(3,552,432)
<b>Net Profit before Income Tax</b>		<b>(141,216,838)</b>	<b>(51,591,402)</b>	<b>(68,113,570)</b>	<b>(122,640,036)</b>
Less: Provision for Tax		(415,634)	6,063,964	(368,419)	(4,552,132)
Current Tax	22.00	728,551	7,018,618	12,976	(4,233,898)
Deffered Tax	23.00	(1,144,185)	(954,655)	(381,395)	(318,235)
<b>Net profit after Tax</b>		<b>(140,801,204)</b>	<b>(57,655,366)</b>	<b>(67,745,151)</b>	<b>(118,087,904)</b>
<b>Other Comprehensive Income</b>					
Gain /Loss on Marketable Securities (Unrealized)		(128,320,977)	(22,644,879)	(128,320,977)	-
<b>Total Comprehensive Income</b>		<b>(269,122,181)</b>	<b>(80,300,244)</b>	<b>(196,066,128)</b>	<b>(118,087,904)</b>

<b>Earnings Per Share</b>	18.00	(2.28)	(0.93)	(1.10)	(1.91)
---------------------------	-------	--------	--------	--------	--------

  
 Chief Financial Officer

  
 Company Secretary

  
 Director (Finance)

  
 Managing Director

**METRO SPINNING LIMITED**  
**STATEMENT OF CHANGES IN EQUITY**  
**FOR THE PERIOD ENDED 31ST MARCH, 2024**

Particulars	Share Capital	Share Premium	Revaluation Reserve	Gain/Loss on Marketable Securities (Unrealised)	Retained Earnings	Total
Balance as on 01.07.23	616,982,750	103,500,000	221,730,602	100,544,881	(1,997,216)	1,040,761,017
Dividend						
Total Comprehensive Income for the period				(128,320,977)	(140,801,204)	(269,122,181)
<b>Balance as on 31-03-2024</b>	<b>616,982,750</b>	<b>103,500,000</b>	<b>221,730,602</b>	<b>(27,776,096)</b>	<b>(142,798,420)</b>	<b>771,638,836</b>

**STATEMENT OF CHANGES IN EQUITY**  
**FOR THE PERIOD ENDED 31ST MARCH, 2023**

Particulars	Share Capital	Share Premium	Revaluation Reserve	Gain /Loss on Marketable Securities (Unrealised)	Retained Earnings	Total
Balance as on 01.07.2022	616,982,750	103,500,000	223,789,436	123,189,760	206,856,769	1,274,318,715
Dividend					(18,509,483)	(18,509,483)
Total Comprehensive Income for the period				(22,644,879)	(57,655,366)	(80,300,245)
<b>Balance as on 31-03-2023</b>	<b>616,982,750</b>	<b>103,500,000</b>	<b>223,789,436</b>	<b>100,544,881</b>	<b>130,691,921</b>	<b>1,175,508,988</b>

Chief Financial Officer


Company Secretary

Director

Managing Director


**METRO SPINNING LIMITED**  
**CASH FLOW STATEMENT**  
**FOR THE HALF YEARLY ENDED 31ST MARCH'2024**  
**(UN-AUDITED)**

Particulars	Notes	Amount in Tk	
		3rd Qtr ended Mar 31'2024	3rd Qtr ended Mar 31'2023
<b>Cash flow from operating activities :</b>			
Cash Received from Turn over and Other Income		195,696,236	513,221,705
Payment for Cost and Expenses		(20,630,277)	(341,473,857)
Interest Paid		(55,134,154)	(54,815,220)
<b>Net Cash Inflow/Outflow from Operating Activities</b>		<b>119,931,805</b>	<b>116,932,628</b>
<b>Cash flow from investing activities :</b>			
Acquisition of Fixed Assets		25,000,000	(41,275)
Sale of Assets		25,000,000	(41,275)
<b>Net Cash Inflow/outflow from Investing Activities</b>			
<b>Cash flow from Financing activities :</b>			
Short Term Loan & others-net		(426,239,990)	(119,905,843)
Long Term Loan-net		288,554,359	(3,726,274)
Dividend Paid		(17,037)	(11,109,374)
<b>Net Cash Inflow/Outflow from Financing Activities</b>		<b>(137,702,668)</b>	<b>(134,741,491)</b>
<b>Net Cash Increased/Decreased in &amp; Cash equivalents</b>		<b>7,229,138</b>	<b>(17,850,138)</b>
<b>Gain/(Loss) of Foreign Currency fluctuation</b>		<b>(180,782)</b>	<b>(424,746)</b>
<b>Opening Cash and Bank balance</b>		<b>8,059,201</b>	<b>25,506,518</b>
<b>Closing Cash and Bank balance.</b>		<b>15,107,556</b>	<b>7,231,634</b>
<b>Net Operating cash flow Per Share</b>	<b>20.00</b>	<b>1.94</b>	<b>1.90</b>

  
 Chief Financial Officer

  
 Company Secretary

  
 Director

  
 Managing Director